



4-WAY STEM VALVES

4-WAY STEM VALVES

4-way valves can supply and exhaust two different outlets, and are commonly used with double-acting cylinders. When the stem is in one position air flows from the inlet to one of the outlets. The second outlet is open to the exhaust port. Moving the stem to the opposite position opens the inlet to the second

outlet while exhausting the first outlet. 4-way stem valves are spool valves that may either be spring return or double acting.

Medium: Air

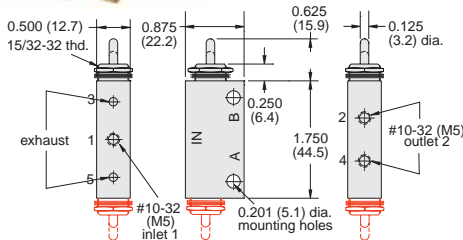

Stem Travel: 1/8" (3.2)

Materials: Brass body, Buna-N seals, stainless steel stem and spring

Input Pressure: 150 psig/10 bar max.

Mounting: 15/32-32 thread. Nut and lockwasher furnished.

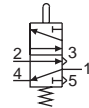
Miniature 4-Way Spool Valves



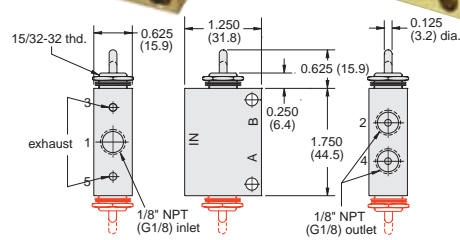

Air Flow: 5.0 SCFM @ 50 psig; 8.5 SCFM @ 100 psig; 240 l/min @ 6 bar

Force For Full Stem Travel: MAV-4 - 38 oz. nominal; MAV-4D - 12 oz. nominal

Mounting: Also two 0.201" dia. mounting holes in valve body.



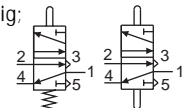
J-Series 4-Way Spool Valves



Air Flow: 8.0 SCFM @ 50 psig; 14.0 SCFM @ 100 psig; 390 l/min @ 6 bar

Force For Full Stem Travel: MAV-4 - 38 oz. nominal; MAV-4D - 12 oz. nominal

Mounting: Also two 0.201" dia. mounting holes in valve body.



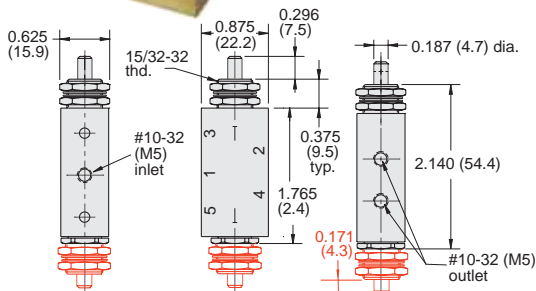
Part No. Description

- MAV-4 Spool Valve with Spring Return, #10-32
- MAV-4-M5 Spool Valve with Spring Return, M5
- MAV-4D 2 Position Spool Valve, #10-32
- MAV-4D-M5 2 Position Spool Valve, M5

Part No. Description

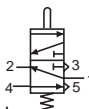
- MJV-4 Spool Valve with Spring Return, 1/8" NPT
- MJV-4-MG Spool Valve with Spring Return, G1/8
- MJV-4D 2 Position Spool Valve, 1/8" NPT
- MJV-4D-MG 2 Position Spool Valve, G1/8

FV-Series 4-Way Spool Valves

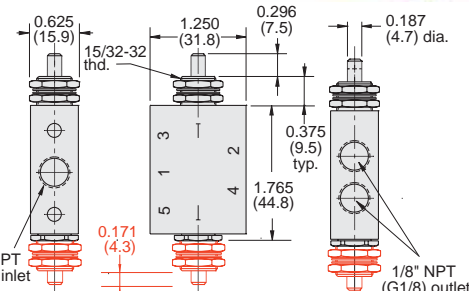


Air Flow: 6.0 SCFM @ 50 psig; 10 SCFM @ 100 psig; 240 l/min @ 6 bar

Force For Full Stem Travel: FV-4 & FV-4-M5 - 4 1/2 lb. nominal; FV-4P & FV-4P-M5 - 1 1/2 lb. nominal

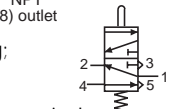


FV-Series 4-Way Spool Valves



Air Flow: 6.5 SCFM @ 50 psig; 10 SCFM @ 100 psig; 250 l/min @ 6 bar

Force For Full Stem Travel: FV-4P & FV-4-MG - 4 1/2 lb. nominal; FV-4DP & FV-4D-MG - 1 1/2 lb. nominal



Part No. Description

- FV-4 Plunger Actuated Spring Return Valve, #10-32
- FV-4-M5 Plunger Actuated Spring Return Valve, M5
- FV-4D 2 Position Double Plunger Valve, #10-32
- FV-4D-M5 2 Position Double Plunger Valve, M5

Part No. Description

- FV-4P Plunger Actuated Spring Return Valve, 1/8" NPT
- FV-4-MG Plunger Actuated Spring Return Valve, G1/8
- FV-4DP 2 Position Double Plunger Valve, 1/8" NPT
- FV-4D-MG 2 Position Double Plunger Valve, G1/8